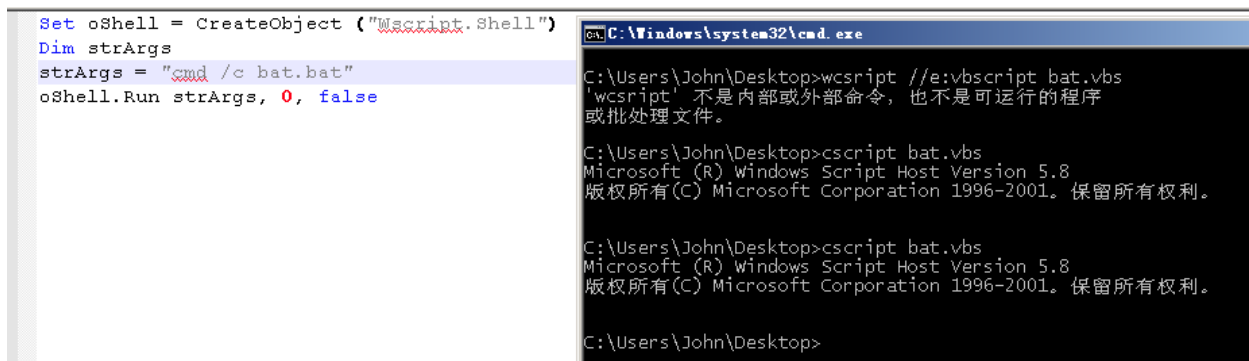


实战中，需要用bat解决的事情总会碰到，而针对不同的环境，可能同一件事情需要不同的方案。

### demo:测试bat

bat 内容：追加到bat.txt里。

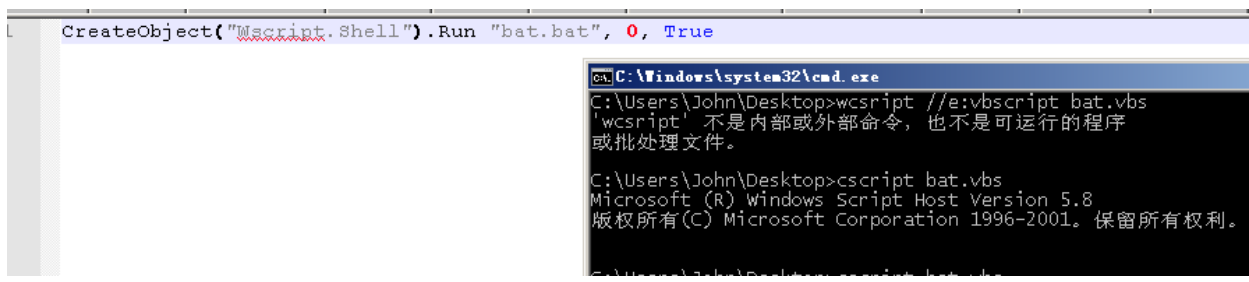
```
1 whoami >>bat.txt
```



### 附代码：

```
1 Set oShell = CreateObject ("Wscript.Shell")
2 Dim strArgs
3 strArgs = "cmd /c bat.bat"
4 oShell.Run strArgs, 0, false
```

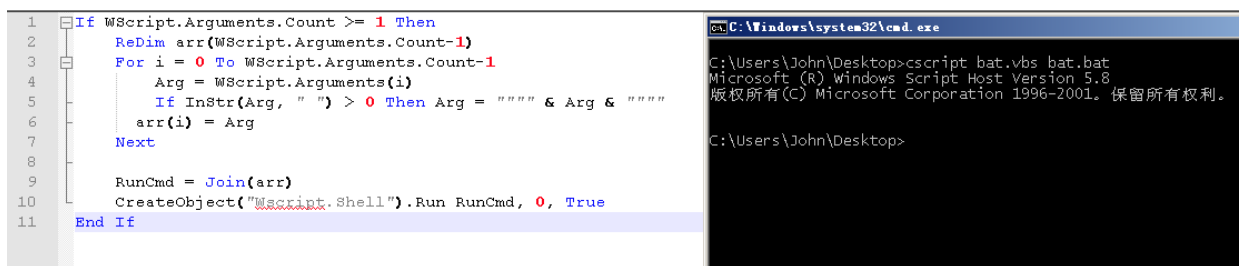
但是代码过长，需要追加写入。需要简化下代码。



### 附代码：

```
1 CreateObject("Wscript.Shell").Run "bat.bat", 0, True
```

如果需要在目标机上执行多个bat，如果需要把代码中的bat.bat变成变量的话。



The image shows a code editor on the left and a terminal window on the right. The code editor contains a VBScript script with the following content:

```
1 If WScript.Arguments.Count >= 1 Then
2   ReDim arr(WScript.Arguments.Count-1)
3   For i = 0 To WScript.Arguments.Count-1
4     Arg = WScript.Arguments(i)
5     If InStr(Arg, " ") > 0 Then Arg = "" & Arg & ""
6     arr(i) = Arg
7   Next
8
9   RunCmd = Join(arr)
10  CreateObject("Wscript.Shell").Run RunCmd, 0, True
11 End If
```

The terminal window shows the execution of the script:

```
C:\Windows\system32\cmd.exe
C:\Users\John\Desktop>cscript bat.vbs bat.bat
Microsoft (R) Windows Script Host Version 5.8
版权所有 (C) Microsoft Corporation 1996-2001. 保留所有权利。
C:\Users\John\Desktop>
```

附代码：

```
1 If WScript.Arguments.Count >= 1 Then
2   ReDim arr(WScript.Arguments.Count-1)
3   For i = 0 To WScript.Arguments.Count-1
4     Arg = WScript.Arguments(i)
5     If InStr(Arg, " ") > 0 Then Arg = "" & Arg & ""
6     arr(i) = Arg
7   Next
8
9   RunCmd = Join(arr)
10  CreateObject("Wscript.Shell").Run RunCmd, 0, True
11 End If
```

- Micropoor